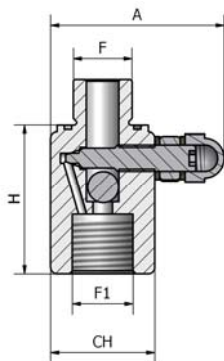


REGOLATORI DI PORTATA / FLOW-RATE REGULATORS

Accessorio indispensabile su accumulatori privi di valvola a fungo e dove ci sono picchi di pressione negativi; i regolatori di portata VSA servono per preservare la sacca/membrana evitando che picchi sul fondo dell'accumulatore, danneggiandosi irrimediabilmente. La regolazione ottimale viene trovata portando a fine corsa la vite e ruotandola in senso antiorario di 1/4 di giro

Essential accessory on accumulators without poppet valve and where there are negative pressure peaks; the VSA flow regulators are used to preserve the bladder/diaphragm preventing from hitting the bottom of the accumulator, damaging it irreparably. The optimal adjustment is found by bringing the screw to the end of the stroke and turning it counterclockwise 1/4 of a turn

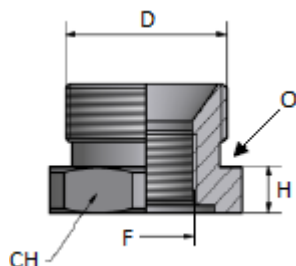
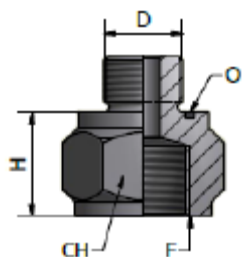


Modello	Pressione Max	Portata Max senza Accumulatore	Portata Max con Accumulatore	F Lato Accumulatore	F1 Lato Impianto	H	A	Esagono	Peso
Model	Max Pressure	Max Flow without Accumulator	Max Flow with Accumulator	F Accumulator's Side	F1 Installation's Side	H	A	Hexagon	Weight
	Bar	Lt/min				mm	mm	mm	Kg
VSA 18	330	50	Aumenta seguendo una funzione direttamente proporzionale al valore della precarica di azoto / increases following a function directly proportional to the value of the nitrogen precharge	M 18x1.5-M	M 18x1.5-F	45	53	32	0.3
VSA 21	330	50		M 18x1.5-M	½" BSP-F	45	53	32	0.3
VSA 34	330	90		¾" BSP-M	¾" BSP-F	57	65	36	0.45

RIDUZIONI / ADAPTERS

Disegno / Drawing 1

Disegno / Drawing 2



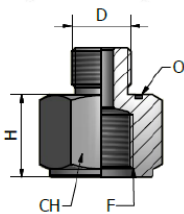
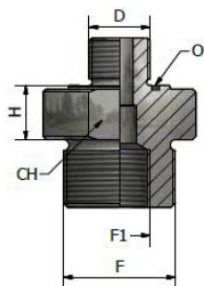
Modello	D	F	O	H	Esagono	Disegno
Model	D	F	O	H	Hexagon	Drawing
					mm	
VS21	M18x1.5-M	½" BSP-F	OR2081	24	32	1
VS34	1-¼" BSP-M	¾" BSP-F	OR3150	11	50	2
VS210	2" BSP-M	1" BSP-F	OR3218	11	70	2
VS212	2" BSP-M	½" BSP-F	OR3218	11	70	2
VS214	2" BSP-M	1-¼" BSP-F	OR3218	11	70	2
VS211-2	2" BSP-M	1-½" BSP-F	OR3218	11	70	2
VS234	2" BSP-M	¾" BSP-F	OR3218	11	70	2
VS238	2" BSP-M	⅜" BSP-F	OR3218	11	70	2

Esecuzioni speciali a richiesta / Special execution on request

RIDUZIONI SPECIALI / SPECIAL ADAPTER

Disegno / Drawing 1

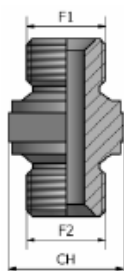
Disegno / Drawing 2



Modello	D	F	F1	O	H	Esagono	Disegno
Model	D	F	F1	O	H	Hexagon	Drawing
					mm	mm	
VS18/M33-12	M18x1.5-M	M33x1.5-M	½" BSP-F	OR2081	16	41	1
VS18/M33-18	M18x1.5-M	M33x1.5-M	M18x1.5-F	OR2081	16	41	1
VS18/SAE8	M18x1.5-M	1-1/16"-8 UNF	///	OR2081	25	32	2
VS18/SAE12	M18x1.5-M	1-1/16"-12 UNF	///	OR2081	25	46	2

Esecuzioni speciali a richiesta / Special execution on request

NIPPLI / NIPPLES



Tipo	F1	F2	Esagono
Type	F1	F2	Hexagon
			mm
NS15	M18x1.5	¾" BSP	27
NS21	M18x1.5	½" BSP	27

Esecuzioni speciali a richiesta / Special execution on request